

Advanced Machine Learning and Secure Data Encryption for Enhanced Diagnosis and Management of Hypokinetic Rigid Syndrome

Dr. N. R. Ananthanarayanan*¹

*¹Associate Professor, Department of Computer Science and Applications,
SCSVMV [Deemed to be University], Enathur, Kanchipuram-631561, Tamil Nadu, India
Email: nranathanarayanan@kanchiuniv.ac.in

Abstract:

This project pioneers an advanced healthcare ecosystem employing the Gradient Boosting Machine (GBM) algorithm to enhance diagnosis and treatment processes for COVID-19 and Parkinson's disease. Integrated with RC5 encryption for robust data security, the system provides a secure and efficient platform for healthcare professionals. It expedites COVID-19 diagnosis, evaluates Parkinson's disease risk, and facilitates personalized treatment recommendations. The ecosystem ensures compliance with healthcare regulations and protects patient privacy through its administrative layer. Additionally, the Parkinson's Analysis module utilizes GBM to segment patients based on their medical profiles, offering insights into symptom variations and aiding healthcare providers in delivering tailored care. Continuously evolving with incoming patient data, the system represents a significant advancement in medical technology, optimizing patient outcomes while upholding the highest standards of data security and patient care.

Keywords: Healthcare Ecosystem, Machine Learning Algorithm, COVID-19 Diagnosis, Parkinson's Disease Risk Assessment, Data Security.

I. INTRODUCTION

This project integrates secure data collection, machine learning for [2]COVID-19 diagnosis, and Parkinson's disease risk evaluation. It prioritizes data security, complies with healthcare regulations, and offers user-friendly interfaces. It enables early [1]COVID-19 identification, personalized treatment, and long-term health monitoring, adaptable to various healthcare settings. The administrative module ensures oversight and data quality, promoting personalized care and enhancing patient outcomes on a global scale.

II. LITERATURE REVIEW

1. Chockalingam, S., Eluri, V., & Reddy, C. K. (2020). Machine learning applications in COVID-19 diagnosis and prognosis: A review. *Healthcare Technology Letters*, 7(5), 138-144.

Chockalingam et al. (2020) provide a comprehensive review of machine learning applications in COVID-19 diagnosis and prognosis. They discuss various machine learning techniques, such as convolutional neural networks (CNNs), support vector machines (SVMs), and random forests, that have been employed for COVID-19 detection and severity prediction.

2. Ma, H. (2020). Parkinson's disease and COVID-19: Perceptions and implications in the patient and caregiver community. *Journal of Parkinson's Disease*, 10(3), 859-861.

Ma (2020) explores the perceptions and implications of Parkinson's disease in the context of the COVID-19 pandemic. The study examines the challenges faced by Parkinson's patients and their caregivers during the

pandemic, including the potential impact of COVID-19 on the progression and management of Parkinson's disease.

- Dallora, A. L., Dautenhahn, K., & Wrede, S. (2018). Machine learning techniques for diagnostic differentiation of Parkinson's disease: A survey. *Frontiers in Aging Neuroscience*, 10, 1-14.**

Dallora et al. (2018) present a comprehensive survey of machine learning techniques for the diagnostic differentiation of Parkinson's disease. They review various algorithms, such as artificial neural networks (ANNs), SVMs, and decision trees, that have been employed to analyze patient data and identify patterns associated with Parkinson's disease.

- Chauhan, A., & Singh, R. P. (2020). A survey on data encryption techniques using RC5 algorithm. *International Journal of Computer Science and Information Security*, 18(3), 54-60.**

Chauhan and Singh (2020) provide a survey on data encryption techniques using the RC5 algorithm. They discuss the algorithm's design, implementation, and security features, highlighting its suitability for secure data transmission and storage in various applications, including healthcare.

- Saleem, K., Saba, T., Rehman, A., & Riaz, F. (2018). A comprehensive survey of healthcare data encryption. *Computers & Security*, 75, 212-232.**

Saleem et al. (2018) present a comprehensive survey of healthcare data encryption techniques. They review various encryption algorithms and protocols used to protect sensitive medical data, such as electronic health records (EHRs) and medical images. The study emphasizes the importance of data security and privacy in healthcare settings, and discusses the challenges and trade-offs associated with different encryption approaches.

III. OBJECTIVES OF THE STUDY

The objective of this project journal is to document the development and implementation of a novel healthcare ecosystem aimed at enhancing the diagnosis of COVID-19 and the assessment of Parkinson's disease risk. Through the integration of advanced machine learning algorithms and encryption techniques, the system prioritizes efficiency, accuracy, and data security. Each module, including the COVID Portal, Symptom Analysis, Parkinson's Analysis, Treatment, and Admin, serves specific functions in streamlining data collection, analysis, and decision-making processes. By documenting the project's progress, challenges, and outcomes, this journal aims to provide a comprehensive record of the system's development and its potential impact on improving patient care and public health.

IV. PROPOSED SYSTEM

The proposed system introduces a fundamental shift from traditional manual processes to data-driven decision-making, enhancing the efficiency and accuracy of patient care. By incorporating Gradient Boosting Algorithm, it uncovers hidden patterns within patient data, enabling healthcare professionals to tailor treatments more effectively. The administrative oversight ensures robust data integrity and compliance with stringent healthcare regulations, promoting transparency and accountability in the system. Furthermore, the adaptability of the system to various healthcare settings and its potential for expansion to address emerging medical challenges positions it at the forefront of healthcare innovation. By providing early diagnosis and personalized care, this system holds the promise of not only improving individual patient outcomes but also contributing to the broader mission of enhancing public health.

V. ADVANTAGES OF PROPOSED SYSTEM

- Leveraging advanced deep learning algorithms, the system significantly expedites the diagnosis of COVID-19 and the assessment of Parkinson's disease risk, leading to faster patient care.
- The system offers tailored treatment recommendations, considering the individual

severity of symptoms and treatment availability, enhancing patient outcomes.

- The proposed system places a strong emphasis on data security and privacy, ensuring compliance with healthcare regulations to protect sensitive patient information.
- By integrating and automating data management, the system reduces manual processes, streamlining healthcare delivery and improving efficiency.

V1. STATE DIAGRAM

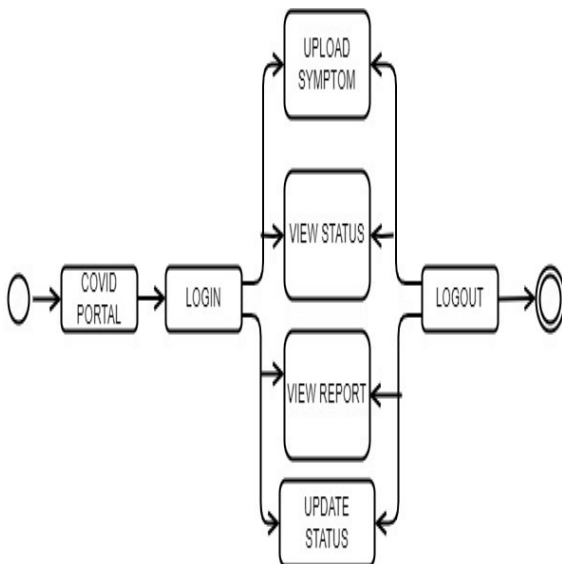


Figure – 1: State 0 Covid Portal

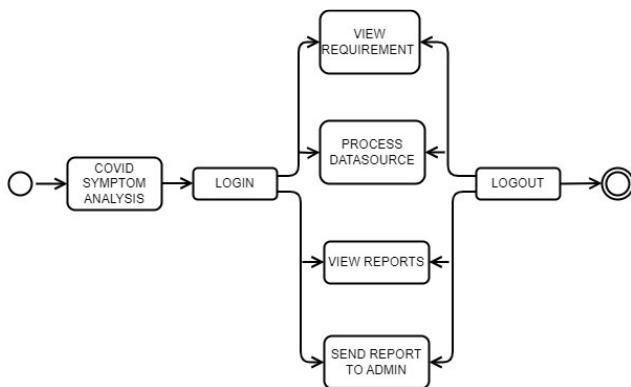


Figure – 2: State 1 Covid Symptom Analysis

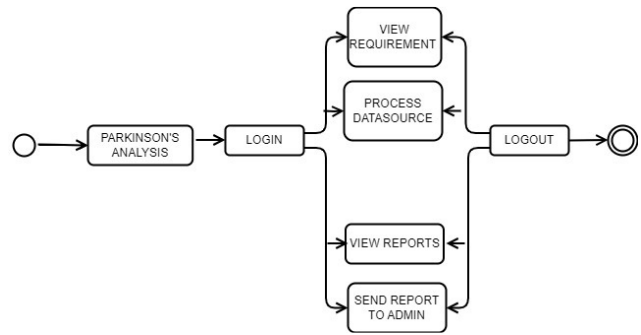


Figure – 3: State 2 Parkinson's Analysis

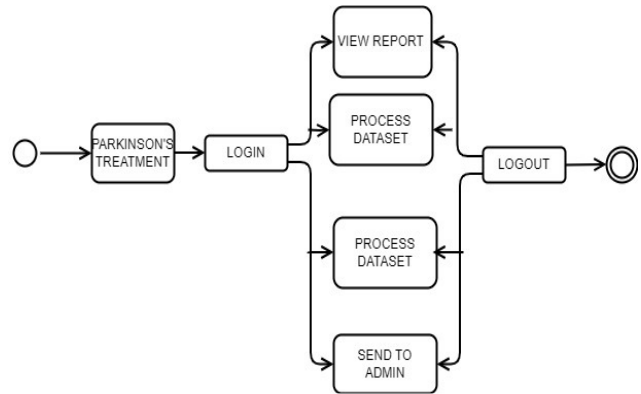


Figure – 4: State 3 Parkinson's Treatment

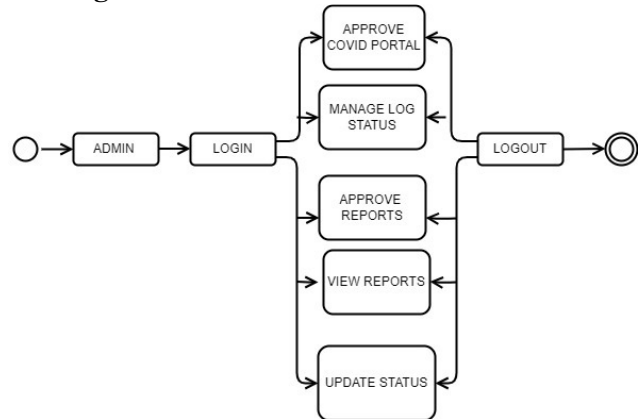


Figure – 5: State 4: Admin

VII. MODULE DESCRIPTION

- COVID PORTAL:** The COVID Portal module stands as a pivotal component in the healthcare system, serving as a comprehensive platform that empowers healthcare professionals to efficiently manage and assess COVID-19 cases. With an emphasis on data security and privacy, this module provides doctors with a

straightforward data input process, allowing them to collect and upload essential patient information, such as medical history, demographics, and detailed COVID-19 symptoms. This streamlined interface ensures that data is handled with the utmost care, adhering to the highest standards of confidentiality and compliance with healthcare data regulations. In addition to its role in data collection, the COVID Portal acts as a communication bridge between healthcare providers and the analytical components of the system. It expedites the transmission of patient data to the COVID Symptom Analysis module, which employs advanced machine learning algorithms to assess the likelihood of a COVID-19 diagnosis. Furthermore, this module facilitates the exchange of crucial information regarding patients' progress and treatment status, providing doctors with timely updates and notifications to optimize their care decisions. The COVID Portal's user-centric design not only simplifies data submission but also ensures that healthcare professionals have easy access to the outcome reports generated by the system. These reports are made available for review, offering valuable insights and guidance in the diagnosis and treatment of COVID-19 cases.

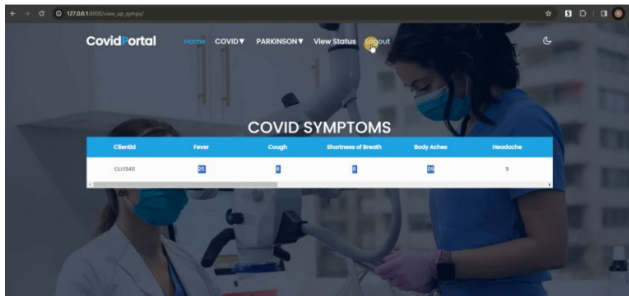


Figure – 6: Covid Symptoms

patient data and symptoms, specifically focused on detecting the presence of COVID-19. It acts as the digital sentinel, meticulously scrutinizing the information received from the COVID Portal module, which includes patient symptoms. Employing a vast and up-to-date dataset, the module engages in complex data analysis, classification, and probabilistic modeling. The outcome is a succinct and clinically informative report that healthcare providers rely on to make informed decisions. These reports not only convey the COVID-19 diagnosis but also indicate the likelihood and severity of the infection, guiding healthcare professionals in tailoring their approach to each patient. In addition to its diagnostic prowess, this module plays a pivotal role in resource allocation and pandemic response. It aids in the prioritization of patients for testing, isolation, or treatment, facilitating efficient and effective use of medical resources. It also functions as an early warning system, swiftly identifying potential outbreaks and hotspots, thus supporting containment measures and safeguarding public health. The meticulous results generated by this module are subject to administrative review, ensuring data integrity and adherence to healthcare standards. Once approved, these reports become available in the COVID Portal, enabling doctors to promptly take action and deliver appropriate care, ultimately contributing to the management and mitigation of COVID-19.

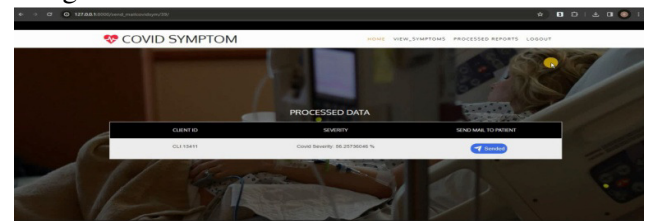


Figure – 7: Covid Symptoms Report

2. COVID SYMPTOM ANALYSIS: At the core of our healthcare system, the COVID Symptom Analysis module harnesses the power of advanced machine learning algorithms to perform rapid and accurate assessments of

3. PARKINSON'S ANALYSIS: Serving as a pivotal link in our healthcare system, the

Parkinson's Analysis module is responsible for assessing patient COVID-19 reports obtained from the COVID Symptom Analysis module. With a specialized focus on dopamine active transporters in COVID-19 patients, it employs advanced data analysis techniques and machine learning algorithms to carefully process the data. The module's core objective is to determine the presence and severity of Parkinson's disease symptoms. Its outputs include comprehensive reports that indicate a patient's risk of developing Parkinson's disease and the potential impact of the condition. These reports undergo a thorough administrative review to ensure data accuracy and compliance with healthcare regulations. Beyond its diagnostic role, the Parkinson's Analysis module provides invaluable insights to healthcare professionals, equipping them with the knowledge needed for proactive patient care. This knowledge facilitates early intervention, monitoring, or referrals to specialists when appropriate, ultimately enhancing patient outcomes. By meticulously evaluating the risk of Parkinson's disease in COVID-19 patients, this module contributes to a more holistic approach to healthcare. Once approved by the admin, its findings empower the COVID Portal module with comprehensive data, enabling healthcare providers to deliver tailored care that addresses both immediate COVID-19 concerns and potential long-term health considerations. This integrated approach ensures that patients receive a higher level of care that encompasses a wide spectrum of health-related aspects.

4. PARKINSON'S TREATMENT: Positioned at the forefront of our healthcare ecosystem, the Parkinson's Treatment module serves as the guiding light for healthcare professionals dealing with COVID-19 patients at risk of Parkinson's disease. This module plays a pivotal role in translating analytical insights into actionable care plans. Upon receiving the Parkinson's risk reports generated by the Parkinson's Analysis module, this module takes charge of evaluating the severity of Parkinson's disease in affected patients and determining the most appropriate treatment strategies. Using a data-driven approach, it employs evidence-based algorithms to recommend treatments tailored to the patient's specific condition, considering factors such as the extent of Parkinson's symptoms and the patient's availability for therapy. These recommendations encompass various aspects of treatment, including medication, physical therapy, lifestyle adjustments, and follow-up monitoring. Moreover, the module provides healthcare providers with valuable information about potential side effects associated with specific treatments and offers insights into the patient's expected life expectancy. These insights guide doctors in delivering personalized care that addresses not only the immediate concerns of COVID-19 but also the long-term health and well-being of their patients. The culmination of these efforts results in comprehensive reports that, upon administrative approval, become accessible through the COVID Portal module. These reports equip healthcare professionals with a roadmap for patient care, enabling them to make well-informed decisions and optimize the overall healthcare experience for individuals at risk of Parkinson's disease. By ensuring a holistic approach to healthcare, the Parkinson's Treatment module enhances the quality of patient care and contributes to better health outcomes.

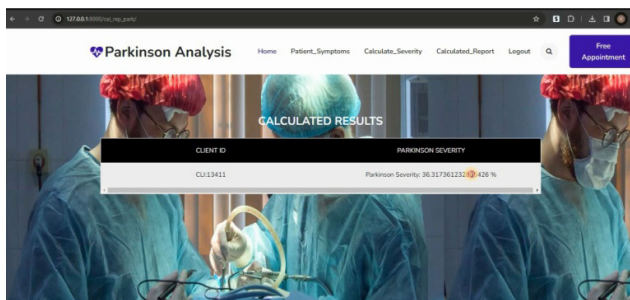


Figure – 8: Parkinson Analysis Report

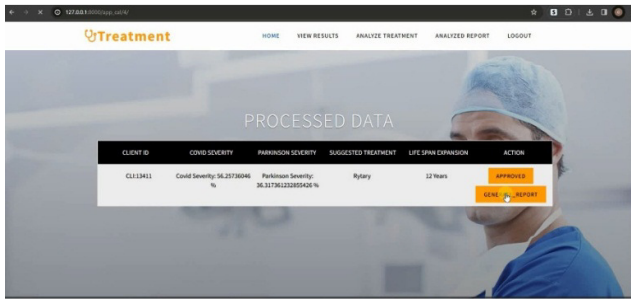


Figure – 9: Parkinson Treatment Report

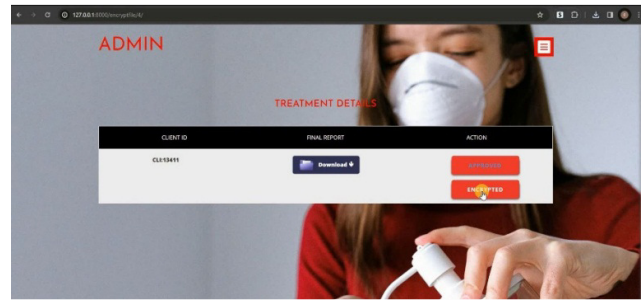


Figure – 10: Admin Final Report Generation

5. ADMIN: Serving as the central command hub of our healthcare system, the Admin module holds a position of paramount importance. This module functions as the guardian of data integrity, overseeing and orchestrating the flow of information and decision-making across all components. It bears the crucial responsibility of managing and maintaining the security and reliability of the system, ensuring that it complies with stringent healthcare regulations. The Admin module allows authorized personnel to monitor and log all activities within the system, providing an invaluable audit trail for accountability and transparency. It offers a user-friendly administrative dashboard that simplifies the tasks of approving COVID-19 symptom reports, Parkinson's analysis reports, and Parkinson's treatment recommendations. This careful and meticulous oversight is critical in maintaining the accuracy and compliance of the data handled throughout the healthcare process. In addition to these regulatory functions, the Admin module acts as the gatekeeper for the release of patient information. Reports generated by the various modules, including COVID Symptom Analysis and Parkinson's Analysis, await administrative approval before becoming visible through the COVID Portal module. This two-tiered approval system ensures that only validated and trusted data is accessible to healthcare professionals, safeguarding the quality of patient care.

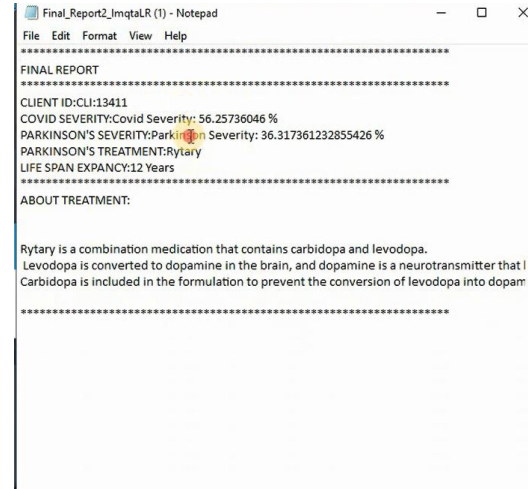


Figure – 11: Final Report of Parkinson's Treatment

VIII. CONCLUSION

The proposed healthcare system, utilizing advanced deep learning algorithms, offers a transformative solution to streamline COVID-19 diagnosis, assess Parkinson's disease risk, and enhance patient care. It significantly improves efficiency, data security, and personalized treatment recommendations, ultimately benefiting individual patient outcomes and public health.

IX. FUTURE WORK

In the future, this project can explore several avenues to further enhance its impact and effectiveness in healthcare. One area of future work could involve refining the machine learning algorithms used in the system to improve diagnostic accuracy and predictive capabilities. This could include incorporating more diverse and comprehensive datasets to train the algorithms, as

well as fine-tuning the models to better account for variations in symptoms and patient profiles. Additionally, there is potential to expand the scope of the system to cover other infectious diseases or neurological conditions, thereby broadening its utility and relevance in healthcare settings. Furthermore, future efforts could focus on enhancing the user experience and accessibility of the system, making it more intuitive and user-friendly for healthcare professionals and patients alike. This could involve developing mobile applications or web interfaces that streamline data input, analysis, and communication processes. Finally, ongoing research and development could explore novel technologies and methodologies for data encryption and security to further safeguard patient information and ensure compliance with evolving healthcare regulations. By pursuing these avenues of future work, this project can continue to evolve and make significant contributions to improving patient care and advancing healthcare innovation.

X. REFERENCES

- [1] Chockalingam, S., Eluri, V., & Reddy, C. K. (2020). Machine learning applications in COVID-19 diagnosis and prognosis: A review. *Healthcare Technology Letters*, 7(5), 138-144.
- [2] Ma, H. (2020). Parkinson's disease and COVID-19: Perceptions and implications in the patient and caregiver community. *Journal of Parkinson's Disease*, 10(3), 859-861.
- [3] Dallora, A. L., Dautenhahn, K., & Wrede, S. (2018). Machine learning techniques for diagnostic differentiation of Parkinson's disease: A survey. *Frontiers in Aging Neuroscience*, 10, 1-14.
- [4] Chauhan, A., & Singh, R. P. (2020). A survey on data encryption techniques using RC5 algorithm. *International Journal of Computer Science and Information Security*, 18(3), 54-60.
- [5] Saleem, K., Saba, T., Rehman, A., & Riaz, F. (2018). A comprehensive survey of healthcare data encryption. *Computers & Security*, 75, 212-232.