

# Extension of Parametric Evaluation of WSN Utilizing Kautz Technique

Harshitha P R

Computer Science & Engineering, BrindavanCollege of Engineering, Bengaluru

Email: [harshitha.pr@gmail.com](mailto:harshitha.pr@gmail.com)

Suvika K V

Computer Science & Engineering, C Byregowda Institute of Technology, Kolar

Email: [kvsuvika@gmail.com](mailto:kvsuvika@gmail.com)

\*\*\*\*\*

## Abstract:

Wireless sensor and actuator networks (WSANs) are made out of sensors and actuators which performs scattered recognizing and affecting endeavors. Most WSAN applications (e.g., fire area) asks for that actuators rapidly respond to watched events. In this way, persistent and accuse tolerant transmission is an essential need in WSANs to enable distinguished data to accomplish actuators constantly and quickly. In view of confined power resources, essentialness capability is anothercritical essential. Such necessities end up being all themore troublesome in generous scaleWSANs.

Nevertheless, existing WSANs come up short in meeting these necessities. To this end, first speculative examination of the Kautz graph is done to check the real nature in WSANs to meet the essentials.

By then, a Kautz-based Real-time, Fault-tolerant and Energy-beneficial WSAN(REFER)is proposed. ImPLY embeds Kautz graphs into the physical topology of a WSAN for persistent correspondence and partners the Kautz diagrams using investigate table for high versatility. Suggest is significant over past Kautz diagram based works in that it needn't troublewithanimperativenesseatinguptraditionto findtheaccompanyingmostshortwayanditensures the consistency between the overlay and physical topology.

**Keywords —Wireless sensor and actuator networks (WSANs), routing, Kautz graph, Real-time, Energyefficiency, Fault-tolerant.**

\*\*\*\*\*

## I. INTRODUCTION

Remote Sensor Networks can be for the most part portrayed as a system of hubs that helpfully senseand may control nature empowering association between people or PCs and the encompassing condition.A WSN comprises of vast number of sensor sand at least one sinks where information is gathered. Every sensor hub can detect the physical condition, handle

information locally, and takes an interest in information sending to a sink, from where information are recovered by clients. WSNs are application particular, along these lines sensors hubs are outfitted with sensors likewise. A few applications (e.g. building observing) require fewer sensors that can be put separately. Others (e.g. reconnaissance of a war zone) require an expansive number of sensors (e.g. thousands or even millions) that will be conveyed impromptu.Usingabiggernumberofsensorsexpands

arrange vigor and adaptation to non-critical failure. Sensor hubs can be sorted out in a remote sensor arrange (WSN). The fundamental element so far sensor hubs are information detecting, neighborhood information preparing and information sending. WSNs can be named homogeneous and heterogeneous. Homogeneous WSNs contain just a single kind of gadgets, the sensor hubs. Then again, heterogeneous WSNs contain gadgets of various capacities. Run of the mill sensor hubs are asset obliged hubs and another sort, called Base station here, are more asset rich than the standard sensor hubs; they can have, for instance, more vitality assets, bigger transmission rate, higher information rate, and so forth.

Vitality entirely restricted and dynamic topologies are two attributes in remote sensor systems. Due to vitality restricted, it's critical to accomplish best harmony between dependable information transmission and vitality utilization; considering dynamic topology, how to keep up an ongoing system by least cost is essential.

Portability in remote sensor systems (WSN) has pulled in a ton of consideration in the current years. The vast majority of the current conventions accept that the hubs are stationary, [4] since this supposition encourages the disentanglement of the conventions, making them have a low overhead. Be that as it may, in applications like elderly wellbeing checking, environment observing, hunt and safeguard, this supposition makes those bunching systems invalid, since the static way of sensors is not genuine for these applications.

## II. RELATED WORK

The issue of uneven [1] vitality utilization in an expansive class of many-to-one sensor systems. In a many-to-one sensor arrange, all sensor hubs produce consistent bit rate (CBR) information and send them to a solitary sink by means of multi jump transmissions. This sort of sensor system has numerous potential applications, for example, ecological checking and information gathering. In light of the perception that sensor hubs lounging

around the sink need to transfer more activity contrasted with different hubs in external sub-areas, our examination confirms that hubs in internal rings endure considerably speedier energy consumption rates (ECR) and consequently have substantially shorter expected lifetimes. We term this wonder of uneven vitality utilization rates as the "vitality opening" issue, which may bring about extreme results, for example, early brokenness of the whole system. We proposed logical displaying for this issue, which can help comprehend the pertinence of various variables on vitality utilization rates. Utilizing this model, we concentrate the viability of a few existing methodologies towards moderating the "energy hole" issue, including organization help, activity pressure and accumulation. We have utilized reenactment results to approve our investigation.

Sensor hubs are fueled by battery and have serious vitality imperatives. [3] The common many-to-one movement design causes uneven vitality utilization among sensor hubs, that is, sensor hubs close to the base station or a bunch head have significantly heavier activity weight and come up short on power substantially quicker than different hubs. The uneven hub vitality scattering significantly lessens sensor arrange lifetime. In a past work, we displayed the chessboard grouping plan to expand organize lifetime by adjusting hub vitality utilization. To accomplish great execution and adaptability, we propose to frame a heterogeneous sensor organize by conveying a couple of capable top of the line sensors notwithstanding countless end sensors. In this paper,

we outline a productiveness steering convention in view of the chessboard grouping plan, and we register the base hub thickness for fulfilling a given lifetime imperative. Reproduction tests demonstrate that the chessboard bunching based directing convention adjusts hub vitality utilization extremely well and drastically expands arrange lifetime, and it performs much superior to anything two other grouping based plans.

## III. EXISTING SYSTEM

All the nodes are controlled by the broadcasting node or sink node where every sensor advances its identified occasions to its tree root utilizing the geological steering.[5] The nodes upon disappointment retransmits the information in light of the telecom node or sink node utilizing dependable reliable by producing a specific postponement. Likewise, a large portion of these strategies are not vitality effective because of their flooding-based topological or geological steering segments. Each node acts in view of the time interval which is static and the group heads frame a spine work arrange give courses toward actuators.[8]

#### *Limitation of the Existing system*

The broadcast or the sink node cannot be synchronized for every time interval because of the dynamic collaborations where the network has been defined statically.

It only do the defined tasks which reduce the durability and increases the threats. The current framework devour a lot of vitality by depending on position data created by communicate hub or sink hub by virtual coordination technique or flooding to find and refresh steering ways.

#### **IV. PROPOSED SYSTEM**

Here, the Kautz chart is utilized for the materialness in WSAWs to meet the vitality proficiency and constant correspondence prerequisites in overlay upkeep and directing.

A Kautz chart embedding protocol that implants Kautz diagrams to the physical topology of a WSAW and associates the charts utilizing look-into table for high adaptability and ongoing correspondence, and a vitality effective topology upkeep system.

A hypothetical investigation of directing ways in the Kautz chart and an effective blame tolerant steering convention to bolster blame tolerant, ongoing and vitality productive information transmission.

The calculation empowers a transfer node to rapidly and proficiently recognize the following most brief way from itself to the goal after directing disappointment without information transmission.

#### *Advantages of the proposed system*

Due to dislocation of broadcasting node into a normal operating node, each node changes its functionality at a different interval time.

The topological attribute of freezing in a network is eliminated.

Performance estimation improvisation is computerized based on residual attack policy for untrusted intermediate node transmission.

The overall design improves and enhances the overall network performance.

#### **V. FAULT DIAGNOSIS**

##### *A. Sources of Faults*

Mesh routers help to connect mesh networks with different wireless networks. Hence WMNs are termed as stand-alone devices. It provides great range of data transfer rates in the networks.

There are a numerous faults occur in a mesh topology, which are categorized as follows.

- 1) Transmission link fault: noise by external source, fading of multi-path, interferences which are strong, and client's misbehavior are some of the reasons included, to show why fault occurs. Link in these networks experiences higher loss rate or long delays.
- 2) Network element fault: Reasons for fault to occur because of failing in single mesh devices, hardware failures, power supply fails, and software crashes.
- 3) Mesh protocol fault: black hole and route loops are created by routing protocol under some circumstances. Extremely quick decrease is observed in network throughput and flapping route, which are reasons of routing protocols.

##### *B. Taxonomy of Fault tolerant Technique:*

We borrow the taxonomy of different fault tolerant techniques used in traditional distributed systems.

- 1) Fault Prevention: This is to avoid or prevent faults.
  - 2) Fault Detection: This is to use different metrics to collect symptoms of possible faults.
  - 3) Fault Isolation: This is to correlate different types of fault indications received from the network, and propose various fault hypotheses.
  - 4) Fault Identification: This is to test each of the proposed hypotheses in order to precisely localize and identify faults.
- Fault Recovery: This is to treat faults, i.e., reverse their adverse effects.

Isolation of faults that is checking location of faults, identification of faults, that is detection of fault type are present in Fault diagnosis.

To repair the faults, automation action should be performed by system, and bring the network to a desirable state. Once a fault has been detected and diagnosed. Without using the global impact in some cases, repairing of faults can be taken place in generalized fashion. In face of excessive contention, conditions of bad channel can be held by adapting transmission rate of transmitter. Nodes are made to be blacklisted from routing in the case mesh nodes are not forwards any packets as expected. Relocation of traffic should be taken place if that node is determined to be narrow. Methods which provides better recovery can be attained in these scenarios, if reorganization of root source of the faults is done.

The reconfiguration fault recovery approaches need to address three significant challenges. First the network measurements must allow accurate reconstructions of network models, otherwise the computed recovery actions could be misleading. Another challenge is that finding the suitable configuration in a large solution space must be fast enough, otherwise the network dynamics may render the returned solution no longer applicable. Finally, a

Fault management must support human understanding by providing logs and explanation on reasoning logic of the fault diagnosis and recovery process. This will increase the user confidence for better adoption.

## VI. ARCHITECTURE AND ANALYSIS

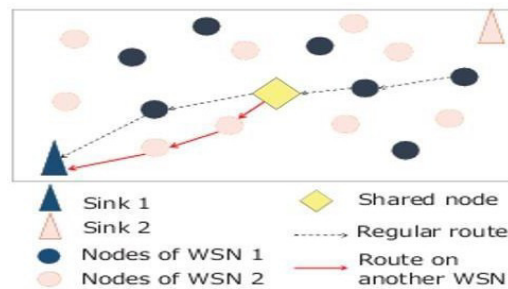


Figure 1: Architecture of REFER protocol

The general coherent structure of the venture is separated into preparing modules and an applied information structure is characterized as Engineering Plan. Figure 1 demonstrates the Engineering plan where the client will design the framework utilizing the arrangement module. The design will be as far as the quantity of hubs, versatility example of the hubs, and so forth. Portable hubs and base station imparts through the remote test system. Statistics module gather the result from the wireless simulator like fault tolerant paths, energy consumed, end-to-end delay, etc and plot in a neat graph. Mobile node use REFER protocols for routing messages.

Here, there are two wireless sensor networks where the nodes of those networks are represented as sink 1 and sink 2. The intermediate nodes starts transferring the data from the source node to destination node. Upon the route failure the node searches for an alternative path and upon success of finding another path it transfers the data.

**VII. MODULE DESCRIPTION**

Building an overlay on a WSN for information transmission can keep away from information flooding and thus upgrade framework adaptability, transmission speed and vitality effectiveness [6]. An all-around outlined overlay ought to be vitality productive in topology upkeep, versatile to hub portability, and empowers effective and dependable steering.[14] With this target, there are three modules that are incorporated into this venture as given beneath:

- MODULE 1:** Construction of Kautzgraph
- MODULE 2:** Setup Transmission
- MODULE 3:** REFER - Fault routing Protocol

**MODULE 1: Construction of Kautz protocol**

While plotting a WSN overlay structure, we need to consider the tradeoff between framework degree and expansiveness. The degree is the amount of neighbors a center keeps up and the expansiveness is the most extraordinary detachment between any two center points. While a humbler degree produces cut down upkeep overhead (essentialness usage), it prompts a greater expansiveness and a more expanded transmission delay. Underneath, we consider whether the Kautz graph is a sensible overlay topology that finishes a tradeoff among degree and separation crosswise over for WSNs.[10]

**MODULE 2: Setup transmission**

In a considerable scale WSN where the amount of low-esteem sensors passed on in a target domain is in the demand of hundreds or thousands, it is excessive for all sensors to be dynamic and incorporated into data transmission. These sensors are regularly worked in commitment cycle with cognizant and resting periods to extra essentialness[2].

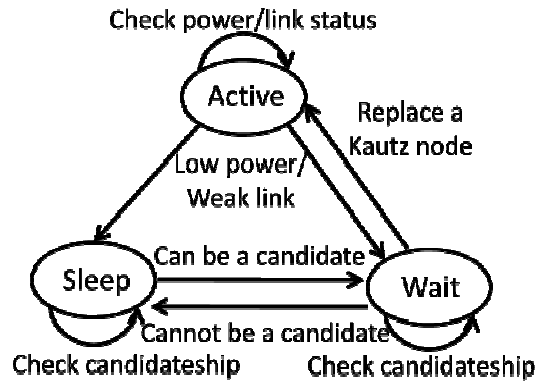


Figure 2: Three states of sensors

As showed up in Figure 2, Allude sets three down to earth states for sensors to keep up the Kautz overlay: dynamic, hold up and rest. Dynamic center points shape a Kautz diagram, and they once in a while exchange "Hello" messages to check the accessibility with their neighboring dynamic centers. Like diverse remote frameworks, the repeat for the "Appreciated" message exchanges is controlled by the application needs. A higher repeat can ensure the accessibility of the framework yet creates a high overhead and the a different way.[16] The restmaking arrangements for Allude relies on upon sensor imperativeness level and the accessibility to other Kautz centers. Each center point in the resting mode infrequently stirs to check whether it can be a support probability for a Kautz center. The picked confident centers stay in the burglarystate.[20]

**MODULE 3: REFER – Fault routing protocol**

Correspondence between sensors uses high essentialness. A tradeoff exists between adjustment to non-basic disappointment/nonstop and imperativeness usage in controlling. A Kautz diagram can fulfill a sensible tradeoff. A Kautz outline with degree d has disjoint courses between any two center points. This topology highlight supports accuse tolerant coordinating traditions [11], [12], in which if a center point fails to forward a message along the briefest way, it can pick the successor in the second

most constrained way, then third-most restricted way, and so on.[9]

In a WSN, when a sensor perceives an event, it may need to advise different actuators to helpfully manage the event. It is demonstrated that the imperativeness eaten up by sending recognized data between two centers is twofold the essentialness exhausted for correspondence overhead, (for instance, hello there messages and control messages) between two centers [13]. In this way, when there are various objectives, using CAN guiding computation to send distinguished data to various objectives may eat up much imperativeness.

Right when the actuator of a source sensor (i.e., source actuator) multicasts identified data to various objective center points, in order to diminish the essentialness use in data sending, it can use multicasting and reduce the amount of data sending operations between centers. In like manner, we propose a multicasting computation, in which each actuator gathers a tree and multicasts data to the objectives using the base number of sending operations[18].

### VIII. RESULTS

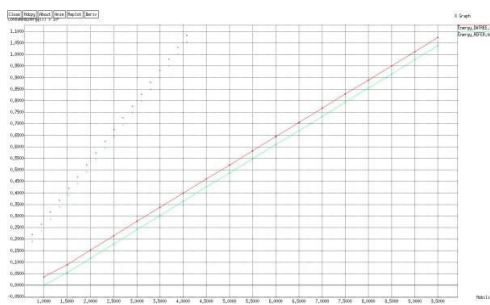


Figure 3: Consumption of Energy

The above Figure 3 shows the graph of consumed energy of existing and proposed system where the proposed system consumes less energy when compared to the existing system.

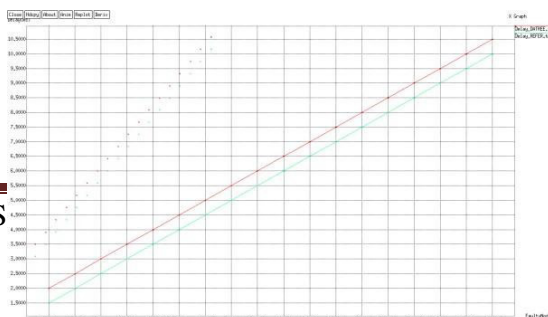


Figure 4: Comparison of Delay

The above Figure 4 shows the graph shows the comparison of the delay between proposed and existing system where the proposed system have less delay in delivering the information.

### IX. CONCLUSION

Steady, essentialness profitability and adjustment to interior disappointment are fundamental requirements for WSN applications. Current controlling traditions proposed for WSNs come up short in meeting these necessities. In this paper, we speculatively thought the properties of the Kautz diagram, which exhibits that it is a perfect topology for WSNs to meet the essentials. Thusly, we propose Allude, which intertwines a Kautz outline embedding tradition and a gainful accusetolerant coordinating tradition. Allude's introduced Kautz topology is enduring with the physical topology, empowering constant correspondence. Encourage, REFER utilizes look into table for the correspondence between Kautz-based cells for high adaptability. Our theoretical examination on the Kautz routes fill in as the establishment for REFER's directing tradition. It is advantageous over past Kautz-based controlling computations by enabling a center to clearly choose particular coordinating ways and way lengths just in light of center point IDs without relying upon an essentialness eating up system. To deal with the issue of high center point disillusionment rate, we furthermore examine the multi-path directing in a Kautz cell. We also thought an imperativeness capable multicasting count to furthermore diminish essentialness use in correspondence between Kautz cells. Wide trial happens show the world class of Allude differentiated and other WSN systems and past Kautz-based overlay, and the

sufficiency of the multi-way directing and imperativeness compelling multicasting counts.

## REFERENCES

- [1]. J. Li and P. Mohapatra - “*Analytical modelling and mitigation techniques for the energy hole problem in sensor networks*” - Pervasive and Mobile Computing, Vol. 3, issue 3, pp. 233–254, June 2007.
- [2]. J. Steffan, L. Fiege, M. Cilia and A. Buchmann, “Towards Multi-Purpose Wireless Sensor Networks” Proceedings of the International Conference on Sensor Networks (IEEE SENET’05), 2005.
- [3]. X. Du, Y. Xiao and F. Dai, “Increasing network lifetime by balancing node energy consumption in heterogeneous sensor networks,” Wireless Communications and Mobile Computing, vol. 8, pp. 125–136, September 2006.
- [4]. P. O. S. Vaz de Melo, F. D. Cunha, A. A. F. Loureiro, “A Distributed Protocol for Cooperation Among Different Wireless Sensor Networks,” IEEE International Conference on Communications (ICC ’13), June 2013.
- [5]. M. J. Shamani, H. Gharaee and S. Sadri, F. Rezaei, “Adaptive Energy Aware Cooperation Strategy in Heterogeneous Multi-Domain Sensor Networks,” Procedia Computer Science, Vol. 19, pp. 1047–1052, 2013.
- [6]. B. Han, “Zone-based virtual backbone formation in wireless ad hoc networks,” Ad Hoc Netw., vol. 7, no. 1, pp. 183–200, 2009.
- [7]. W. K. Chiang and R. J. Chen, “Distributed fault-tolerant routing in Kautz networks,” in Proc. 3rd Workshop Future Trends Distrib. Comput. Syst., 1992, pp. 297–303.
- [8]. J. L. Gross and J. Yellen, Graph Theory and Its Applications. Boca Raton, FL, USA: CRC Press, 2006.
- [9]. C. P. Ravikumar, T. Rai, and V. Verma, “Kautz graphs as attractive logical topologies in multihop light wave networks,” Elsevier Sci., vol. 20, no. 14, pp. 1259–1270, 1997.
- [10]. J. A. Sanchez, P. M. Ruiz, and I. Stojmenovic, “Energy-efficient geographic multicast routing for sensor and actuator networks,” Comput. Commun., Elsevier, vol. 30, no. 13, pp. 2519–2531, 2007.
- [11]. D. Guo, Y. Liu, and X. Ki, “Bake: A balanced kautz tree structure for peer-to-peer networks,” presented at the 27th IEEE Conf. Comput. Commun., Phoenix, AZ, USA, 2008.
- [12]. W. K. Chiang and R. J. Chen, “Distributed fault-tolerant routing in kautz networks,” J. Parallel Distrib. Comput., vol. 20, pp. 99–106, 1994. [13] L. F. Akyildiz and I. H. Kasimoglu. “Wireless sensor and actor networks: research challenges” Ad hoc networks, 2(4):351–367, 2004.
- [14]. M. Dhiyya, Ashok Kumar Potnuru, M. Sundarambal “Energy Efficient Routing Protocol for Wireless Sensor Networks”. [www.ieee.org](http://www.ieee.org) Vol. 978-1-61284-764-1/11/2011 IEEE.
- [15]. Fan Bai and Ahmed Helmy “A Survey of Mobility Models in Wireless Ad hoc Networks” -, University of Southern California, U.S.A-2010.
- [16]. Haiying Shen and Ze Li “A Kautz-based Wireless Sensor and Actuator Network for Real-Time, Fault-Tolerant and Energy-Efficient Transmission” – IEEE transaction on mobile computing, VOL 15, NO 1, January 2016.
- [17]. E. Ngai, M. R. Lyu, and J. Liu, “A real-time communication framework for wireless sensor-actuator networks,” presented at the IEEE Aerospace Conf., Big Sky, MT, USA, 2006.
- [18]. G. A. Shah, M. Bozyigit, O. B. Akan, and B. Baykal, “Real-time coordination and routing in wireless sensor and actor networks,” in Proc. 6th Int. Conf. Next Generation Teletraffic Wired/Wireless Adv. Netw., 2006, pp. 365–383.
- [19]. H. Shen, Z. Li, and K. Chen, “A scalable and mobility-resilient data search system for large-scale mobile wireless networks,” IEEE Parallel Distrib. Syst., vol. 25, no. 5, pp. 1124–1134, Jul. 2013.
- [20]. W. K. Chiang and R. J. Chen, “Distributed fault-tolerant routing in kautz networks,” J. Parallel Distributed Computing, vol. 20, pp. 99–106, 1994.