

A Step Forward Towards Uses of Bio-Engineering Enzymes in Bioremediation

Muhammad Junaid², Qurat Ul Ain¹, Irha Basit^{1*}, Tehreem Khalid¹, Rabiya Azam¹, Sidra Ghaffar³,
Rida Afzal¹, Khizar Hayyat², Sara Siddique¹

1 Department of Biochemistry, University of Agriculture, Faisalabad, Pakistan

2 Department of Biochemistry, Government College University, Faisalabad, Pakistan

3 Department of Botany, University of Agriculture, Faisalabad, Pakistan

*Corresponding author: (Irha Basit, irhabasit9@gmail.com)

Abstract

Bioremediation is expensive and eco-friendly methodology, that involve the use of organic procedures that involve enzymes for the cleaning of dangerous synthetic chemicals present in the earth. Enzymes exist as biological substances which modify the products from substrates by giving helpful conditions that minor the initial animation of the response. For the development of techniques to minimize the harmful effects of pollutants, research needs to be done in this area. Formation of hybrid strains by changing the protein sequence or pathway can increase the rate of breakdown of organic matter. Use of enzymes has certain advantages over the use of microorganisms. Enzymes can work in conditions that reduce the growth or activity of microorganisms. Enzyme activity is favorable when the concentration of pollutants is low. As enzymes act as catalyst therefore require low amount of energy to carry out a reaction and in addition to being less harmful to environment they can be controlled easily. Primary requirements and the enzyme feasibility for technology involved in bioremediation of soil has been checked out in this review. Enzymes which catalyze oxidation reduction reactions and hydrolases are characterized as they can convert xenobiotics into harmless substances. Enzymes derived from plants and microorganisms, which can convert xenobiotics into non-toxic compounds, have been discussed. Detailed information of microbial enzymes involved in decomposition of organic matter, their applications and recommendations have been described in this review.

Keywords: Bioremediation, Enzymes, Xenobiotics, Organic Matter, Microorganisms, Non-Toxic

Introductions

A few components with phenomenal contaminating potential are available in the earth and anguish soil, stores, water, air, bacterial life forms, plants, creatures, and people. They might be scattered in one or every single natural segment. Polluting parts are in all respects much of the time present as blends of various natural blends as well as of natural and inorganic ones. The drops and establishments of contamination are differing: modern occasions, for example, mining and metal handling, petrochemical and mechanical buildings, industry emissions, substance weapons creation, crush and paper ventures, color enterprises and modern assembling; and anthropogenic exercises, for example, traffic, cultivating practices, and others [1]. Poisons may disturb the health of people, creatures and situations for various impacts. They may block respiration. They may influence decreased imagine of fish-eating flying creatures just as finance to the introduction of early infants or kids with hereditary fault, for example, downs disorder, anencephaly.

Bioremediation, either as a spontaneous or as a practiced methodology, is the use of organic procedures for the cleaning of dangerous synthetic chemicals present in the earth. The fundamental bioremediation causes are plants, organisms and plantmicroorganisms' proposals. All are dynamic specialists in the change of natural contaminants in light of the fact that their enzymatic parts are ground-breaking substances, ready to broadly change structure and toxicological properties of contaminants or to totally mineralize the natural particle into innocuous inorganic finished results. Besides, catalysts complete techniques for which no usable compound changes could have been formulated [1]. The minor productivity of organic processes though relies upon the biodegradability of the contaminants. It demonstrates the obligation of the poison to be pillaged into less harmful items, and is firmly one-sided by the concoction structure, thought and properties of the contaminant, and by natural conditions. As asserted by Suthersan "A fake synthetic that isn't a result of biosynthesis will be raided just if a protein or a chemical framework can catalyze the change of this compound to a brief or a substrate ready to contribute in present metabolic pathways" and furthermore "The bigger the distinction in structure of the xenobiotic structure from the mixes made in nature, the less is the likelihood for extensive biodegradation".

Contaminants classifications

The principle regular contaminants can be classified based on their biodegradability. Contaminants like basic hydrocarbons C1–C15, mixers, phenols, amines, acids, esters, and amides are all around effectively biodegraded. By contrast, polychlorinated biphenyls (PCBs), polycyclic aromatic hydrocarbons (PAHs) just as bug sprays are extremely dangerous decomposable. For the most part the most extreme complex is the synthetic structure the less decomposable is the compound. Hypothetical evaluations of assortments biodegradability can be basically accomplished by investigations of sub-atomic topology, for example investigations of the sub-atomic structure of contaminants, presence of stretching, and sorts of particle to-ioda implication. The sub-atomic availability, which can be unflinching by the fundamental recipe of the compound, can consequence of specific significance in sub-atomic topology ponders. So as to be biodegraded, contaminants must relate with enzymatic techniques in the rebuking life forms. In the event that feasible, they can completely enter cells, if insoluble; they ought to be changed into solvent or just cell-accessible yields [2]. The principal powerful advance for cell-change of strange substances, including xenobiotics and even plastic materials, is ordinarily the response catalyzed by ecto-and additional cell chemicals, which are purposely discharged by the cells into their coterminous condition. The procedure can be parsimoniously quick for some common mixes like cellulose or loose for a few xenobiotics.

Additional cell compounds envelop an enormous assortment of oxidoreductases and hydrolases. Both these catalysts may explain a degradative capacity and change polymeric materials into deficiently pillaged or oxidized incomes that can be effectively up-taken by cells (Fig. 2). These closing thus give to their complete mineralization. For instance, incomplete oxidation of unyielding contaminants, for example, PAHs by additional cell oxidative chemicals offer growth to results of expanded deviation and water dissolvability and along these lines with an imaginative biodegradability. Oxidoreductases, be that as it may, may likewise help a guarded capacity by oxidizing poisonous dissolvable items into insoluble, not yet cell-available, items. Tabatabai and Fu uncovered that various oxidoreductases and hydrolases were extractable in a free structure from soil, being the two classes of catalysts tangled in the transformation of both xenobiotic atoms and characteristic items. The creators call attention to that catalyst like achievements instead of rinsed enzymatic proteins could be expelled from soil. The normal of these exercises were uncovered by human–chemical buildings, displaying properties frequently not quite the same as those of the free proteins [3].

Numerous of the above contaminants modifications rely upon the accomplishments of additional cell chemicals within the sight of their presenting cells. As such, the biodegradation of the contamination is begun by an additional cell protein yet needs the nearness of the whole cell and its metabolic pathways to be practiced. The assets, possibilities and impediments of confined catalyts in the unrest and purging of natural contaminations [12]. The potential utilizations of restricted compounds in the strong, fluid, and hazardous waste treatment were prior concentrated by Nannipieri and Bollag, Karam and Nicell and Nicell. As pointed out by the creators, without cell compounds can propose a few advantages over the utilization of microbial cells. The best significant highlights of without cell proteins are their constrained substrate-explicitness and reactant control; their ability to act within the sight of many debased, even firm, substances, or under a far reaching scope of natural conditions, regularly ominous to dynamic microbial cells (for example nearly wide temperature, pH and saltiness reaches, incredible and little groupings of toxins); and their low affectability or weakness to the nearness of pirates, inhibitors of microbial digestion, and energizing changes in contamination assimilations [2].

In spite of the fact that the enzymatic administration practices have great extension for bioremediation, its helpful application by and large faces with numerous preliminaries in wording low movement, productivity and hardness of the protein notwithstanding maintainability of their introduction. Determinations are on looking for potential organisms fit for assembling chemicals that can change the harmful metal particles to their less poisonous structures under wide assortment of ecological conditions (for example pH, temperature, nearness burying species and so on.) for their connected application in bioremediation techniques.

ENZYMES AS DECONTAMINATING AGENTS

Enzymes exist as biological substances which allow the modification of substrates into products by giving helpful circumstances that minor the initiation animation of the response. A catalyst can be a protein or a glycoprotein and contains in any event one polypeptide moiety. The segments of the catalyst that are unswervingly engaged with the reactant strategy are known as the dynamic locales. A compound may have at least one gathering that are indispensable for synergist development related with the dynamic locales through any bond which may be covalent or noncovalent the protein or glycoprotein moiety in such a catalyst is known as the apoenzyme, while the nonprotein moiety is known as the

prosthetic gathering. The intermingling of the apoenzyme with the prosthetic gathering produces the holoenzyme [4].

The utilization of enzymatic proteins may portray a decent substitute for overpowering most burdens identified with the utilization of microorganisms. Chemicals have various gainful qualities. They are the key effectors of the considerable number of changes happening in the biota. They are substances with either flimsy (chemo-, area and stereo-selectivity) or broad explicitness and, in this way, they can be valuable to a gigantic wide range of mixes in blend, too [5]. They may create across the board changes of auxiliary and they may accomplish rehearses for which no powerful compound changes have been conceived.

2.2 Enzymes classification used in bioremediation

The definitive credentials of a distinct enzyme are likely to its enzyme commission (E.C.) number. The consignment of enzyme commission numbers is certain in rules usual out by the International Union of Biochemistry. All recognized enzymes fall into one of these 6 categories. The 6 core types are

- (1) The Oxidoreductases,
- (2) The Transferases,
- (3) The Hydrolases,
- (4) The Lyases,
- (5) The Isomerases,
- (6) The Ligases (synthetases).

Oxidoreductases catalyze the communication of electrons and protons from a donor to an acceptor. Transferases catalyze the transmission of a functional group from a donor to an acceptor. Hydrolases permit the cleavage of C–C, C–O, C–N, and different bonds by water. Lyases catalyze the cleavage of these comparative bonds by expulsion, parting twofold bonds (or, in the switch mode, catalyze the expansion of gatherings crosswise over twofold bonds). Isomerases permit geometric or auxiliary modifications or isomerizations. At long last, ligases catalyze the development of two molecules. Their principle makers are microscopic organisms, growths, ordinarily white-spoil parasites,

plants and microorganism plant relations. For a large number of these compounds the change of various xenobiotic substances has been tried for the most part under research center conditions [6]. Constituents and development dissect conditions are accessible for a large number of these proteins, and they are chosen in detail to identification their simple revelation and application. Instances of hydrolases are phosphotriesterases, amidases, proteases, carbohydrases (cellulases and amylases), depolymerase. Mono- or di-oxygenases, reductases, dehalogenases, cytochrome P450 monooxygenases, phenoloxidas (laccases, tyrosinases) and peroxidases (lignin and manganese peroxidases) are the center classes of oxidoreductases [7].

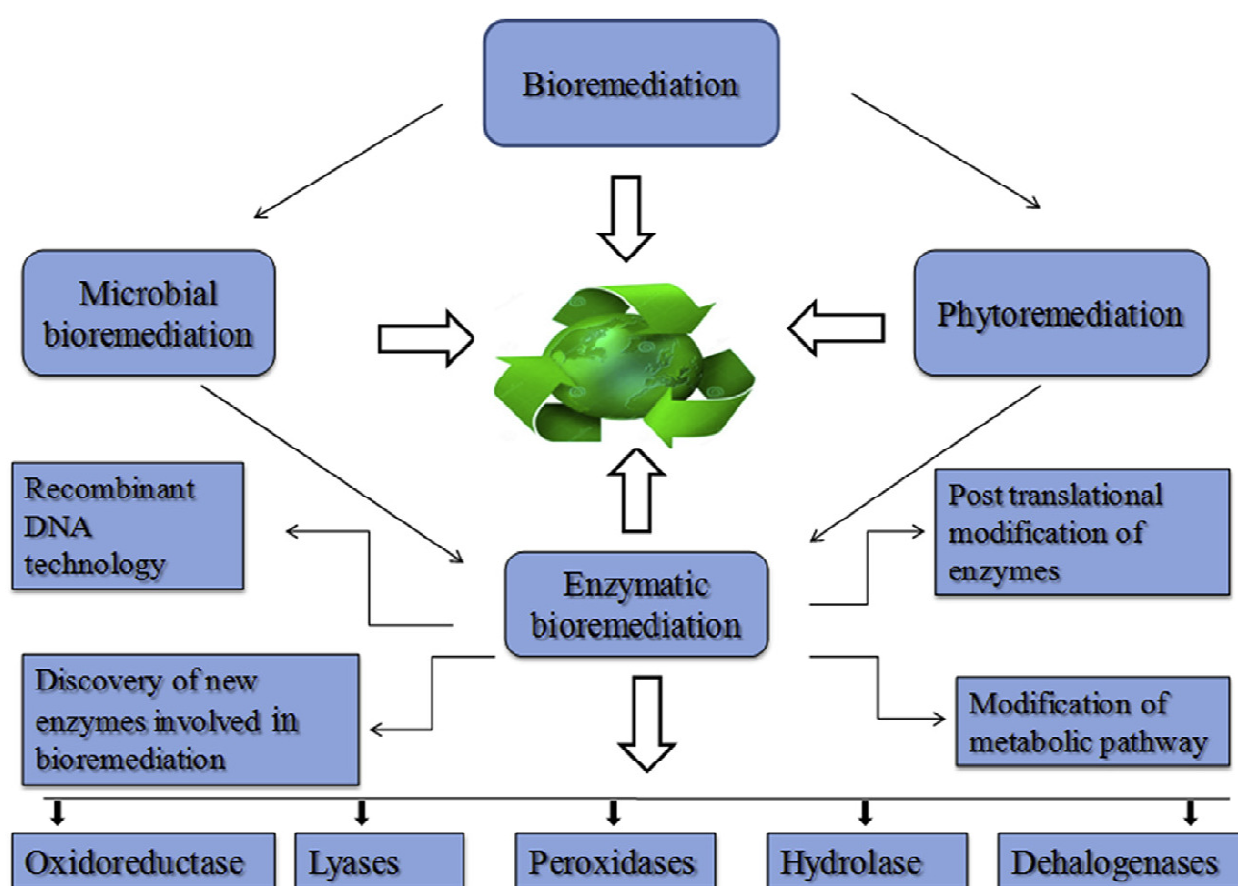


Figure2.1. Types of bioremediation

2.3 Enzymes used in Bioremediation

Deprivation of pollutantsthrough assistance of microbes is a moderate technique, which decline the possibility of bio-remediation in realrepetition [8].In the previous years, infectious compounds removed from their cells have been usedon behalf of bio-remediation as identified with utilizing an entire germ, to

decrease the outside boundaries [9]. Enzymes can increase the reaction amount by depressing the vitality of activation of particles. Bioremediation does not depend on microorganism's growth in contaminated environment. It just relies upon catalysts reactant activity [10]. In the dirt that need supplements, purified proteins make possible the procedure of bioremediation. During microbial biotransformation side items are delivered which are noxious and these are not created when utilizing enzymatic biotransformation since it is innocuous for condition. Conversely with microorganisms, the proteins are substrate exact and have portable nature [11]. Some enzyme catalyzed examples of degradation in Table 1.

Table 2.1. Classification of Enzymes which used in bioremediation

Enzyme classification	Example	Function	References
Oxidoreductase	Oxygenases	It causes the aromatic compounds oxidation i.e aliphatic olefins, chlorinated biphenyls by the incorporation of one or two oxygen molecules and makes them susceptible for more transformation or mineralization.	[12]
	Peroxidases	Cleave the ring of aromatic compounds or reduce one oxygen molecule in water to generate free radicals.	[13]
		Reduction reactions take place in peroxides presence such as H ₂ O ₂ and after organic compound oxidation produce free radicals.	[14]
Hydrolases	Lipases	Triglycerol breakdown into fatty acid and glycerol, widely used in degradation of poly aromatic hydrocarbon and	[15]

		treatment of waste water.	
	Cellulases	Complex cellulose break down to simple sugars, commonly utilized for agriculture residues treatment like sawdust, rice straw and cotton waste.	[16]
	Carboxylesterases	Catalyze the carboxyl ester hydrolysis found in synthetic pesticides like organophosphates by adding water.	[17]
	Phosphotriesterases	Phosphotriesters hydrolysis, the main constituent of organophosphorous used in pesticides thorough out the world, cause acute poisoning or death.	[18]
	Haloalkane dehalogenases	Utilized in the biodegradation of aliphatic compounds that are halogenated like 1,2,3-trichloropropane.	[19]

2.4 Oxidoreductases

These are created and reserved by numerous types of microbes, organisms then created plants to wash down edifices through oxidative association including corrosion of mixes through transmission of electron from reductants to oxidants gradesdischarging of chloride elements, CO₂ and methanol. Heat or vitality is formed as anoutcome of deprivation of contaminantsoxidoreductases, is used through microorganism used for their metabolic accomplishments. Oxidoreductases have been used in the destitution of numerous regular and artificial contaminants [14].Shading mixes shaped from material businesses are discharged into the earth pillaged by numerous oxidoreductases chemicals, for example, peroxidases and laccase. It stayed determined that phenols, shading and natural burden from olive-plant wastewater remained isolated by graying decay growths. Numerous microbialclassesrelease oxidoreductase chemicals for the discount of radioactimetals because of redox responses [12].

Laccase

It demonstrates a prevailing enzyme for the remediation of a diverse variety of contaminants for phenolic complexes, for example, phenolic mixes, fragrant heterocyclic mixes [20]. Laccase diminish the dioxygen atoms of contaminant into the water by end of electrons from the natural substrate. Engineered laccase were likewise utilized in various paper and mash industry to build blanching of mash and materials. The X-beam gem structures of laccases dumped in *Protein Data Bank (PDB)* was utilized for docking ponders with 2-dimensional developments of contaminations, replicated from NCBI database. An online apparatus, CORINA was utilized for transformation of two-dimensional structures of contaminant into 3-D developments. Further, GOLD was utilized for decreasing of protein-ligand. About 30 and 17 percent of the specific datasets presented the best normal GOLD wellness score for parasitic and bacterial laccase catalyst separately, connoting along these lines that laccase power has the option to oxidize these poisons.

Peroxidases

Naturally these are present in higher number, created by creatures' plants, growths and microorganisms. Peroxidases support in the hardship of lignin and other sweet-smelling impurity by utilizing hydrogen peroxide and a facilitator. Phenolic radicals made by oxidation of phenolic mixes, masses and developed fewer resolvable and hurried rapidly. Heme can be available in the chemical or can't be available. The heme-having peroxidases can be appropriated into 2 gatherings: one gathering originate uniquely in creatures and other gathering found in growths, microbes and plants.

Amongst all, *lignin peroxidase*, and *manganese peroxidase* have valuable probable for the hardship of toxic substances and maximum examined proteins. *Horseradish peroxidases-immobilized* cross-connected protein masses (*HRP-CLEAs*) were delivered utilizing a cross-connecting operator, i.e., *ethylene glycol-bissuccinic corrosive N-hydroxysuccinimide*, (*EG-NHS*). The capability of *biodegradation of HRP-CLEAs* was rehearsed by devouring pressed bed reactor framework. HRP additionally bases the *oxidative para-dechlorination* of harmful contaminant and cancer-causing agent 2, 4, 6-trichlorophenol. *Soybean peroxidase* and chloroperoxidase was considered for the flimsiness of *triazole* mixes [21].

Immobilization technique

Greatest common methods used for enzymes constraint on solid support are covalent bonding, cross associating, adsorption, encapsulation and setup. Physical adsorption is known to be most modest way of

reversible immobilization, which can be fascinated in slight conditions. The enzyme becomes complex or adsorbed considerably on the transporter surface through weak forces like hydrogen bonding, ionic connections and van der waals forces. This method is low burden, no mass conversation boundaries and relaxed in preparation [22].

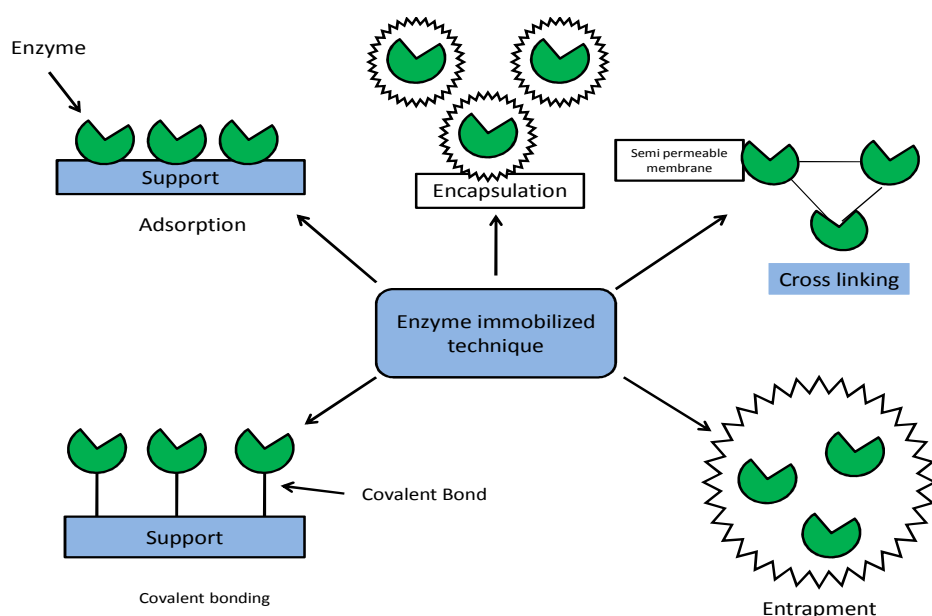


Figure 2.2. Immobilization technique

Applications of Immobilized Peroxidases on Phenol Treatment

The HRP immobilization on changed type of polyacrylonitrile (PAN) for phenol end from waste water was set up. At ideal conditions of pH 7.0 and room temperature, the controlled HRP accomplish roughly 99.9 % evacuation of phenol in the 5 h of response time. The free compounds may simply evacuate 70 % phenol in similar conditions. The examination uncovered that HRP immobilization on PAN-globules is a significant biocatalyst for phenol expulsion applications from waste water [23]. In addition, peroxidases from changed sources like turnip roots, soyabean and undesirable gourd have been reachable a substitute for HRP. The turnip peroxidase control was performed by two distinct strategies and related. In one technique, TP immobilization was acknowledged by setup on calcium alginate. In the other technique, Tp immobilized on Affi-Gel 10 through covalent holding. The immobilized TP accomplish 90% phenol expulsion. The outcomes additionally show calcium alginate caught show high adequacy of phenol

disposal conversely with covalent holding. The adequacy of limited TP expanded upto 95% by the expansion of PEG, a backup.

The soybean seed pelt powder was immobilized by epitome on a semi-penetrable film of alginate. It is utilized for disposal of phenol from waste water processing plant in a pressed bed bioreactor. The greatest expulsion of phenol was 96.0% in the ideal states of 14 Mm H₂O₂, 56 °C and 1mM introductory phenol. Various utilizations of immobilized peroxidases in phenol disposal were utilized in oil, substance and pharmaceutical enterprises [24].

Lipases

These are common in nature, catalyzes the interference of *triacylglycerols* into *glycerol* and free-unsaturated fats which are boss components of *hydrocarbons*. Lipases are framed by various types of microscopic organisms, plants, actinomycetes, and creature cells. Hydrolysis, between esterification, esterification, heavy drinkers and aminolysis responses are passed out by lipases. The dimension of hydrocarbon in the polluted soil was diminished because of lipase movement. These proteins hydrolyze the unsaturated fats into *triglycerol*, *diacylglycerol*, *monoacylglycerol* and *glycerol*. Distinctive numerical instruments were utilized to build media to improve the generation of *microbial lipases*[25].

Cellulases

Cellulases are the main enzymes for the destitution of cellulose, maximum noteworthy rich biopolymer set up on the earth. *Cellulase* shaped by micro-organisms can be cell-bound, related with cell envelope and extracellular. Cellulases are utilized in the cleanser fabricating businesses, where cellulose microfibrils planned throughout systems are withdrawn by these proteins. About antacid *cellulases* are framed by *Bacillus* stressing and impartial and acidic cellulases by *Trichoderma* and *Humicola* parasites. These cellulases have been working for the *bioremediation* of ink in paper and mash industry through reusing of paper. Basic cellulases shaped by marine microorganisms show unwarranted enthusiasm to the researchers since they are agreed to cruel modern procedures in numerous enterprises including sustenance, material, clothing, mash and paper, biofuel creation, and waste administration [26].

Carboxylesterases

Deprivation of synthetic complexes and normal products, for example, *organophosphates*, ester bond of *carbammates* and *chlorine* including natural mixes has been catalyzed by catalyst carboxylesterase.

Carboxylesterases has been utilized for the flimsiness of pesticides, bug sprays and fungicide splash in the fields. For the enthusiasm of mercury in the tainted site, *carboxylesterases E2 from strain Pseudomonas aeruginosa PA1* was found on the external film of *E. coli*. Engineered pyrethroids were reused throughout the most recent fourty years in the fields, a focal class of bug sprays. Carboxylesterases E detached from *L. cuprina* in charge of incapacitation of organophosphorous bug sprays [27].

2.12Haloalkane dehalogenases

Halogenated mixes produce because of activities of natural and man-made works are available wherever in soil and can be perilous, toxic, mutagenic or malignant growth causing. Haloalkane dehalogenases are utilized for the hydrolysis of carbon halogen security existing in many incandescent lightscovering contamination and yield liquor and halides. The dynamic place of haloalkane dehalogenase is available among two areas. The focal area of protein made out of an eight beached b-sheet encompassed by a-helices. First haloalkane dehalogenase was uncovered in bacterium *Xanthobacter autotrophicus GJ10* has the aptitude to demolish 1, 2-dichloroethane. From that point forward, some dehalogenase has been replicated and classified from gram positive and gram negative haloalkane embarrassing microorganisms. The first dehalogenase catalyst framed by non-microbial cause [28].

Enzymes based tools and advanced study

Microorganisms in natural conditions of environment are incapable to produce enough enzymes. Environmental scientists are compriseconstantly in the separation of microorganism that yield novel enzymes and have the potential for complete deprivation or bio transform the toxic pollutants and heavy metals to least toxic forms [29]. Nearly enzymes of bioremediation face numerous problems of productivity, activity and less constancy. Numerous advance methods such as immobilization and genetic engineering mightoverwhelm these boundaries[30].

Genetic engineering

Enzyme production is a deliberate process by its specific innate host in natural environmental conditions. Through genetic engineering it becomespossible of transmission of coding qualities into the other

articulation have, along these lines the generation of chemicals can be improved [31]. Recombinant compounds are much casual to wash down than their local strain. By methods for recombinant DNA innovation the enzyes shaped are cost dynamic for delivering a gigantic measure of compounds and furthermore the steadiness and development of catalysts improved. It is likely by methods for hereditary designing that the substrate extends, Ph, temperature and self-existence of compound can be broadened. Under the unequivocal states of condition recombinant proteins hold a lot higher volume for the corruption of contaminations.

List of recombinant Enzymes

Recombinant enzyme	Native Microorganism	Engineered Microorganism	Expression vector	Pollutants	Reference
Flavodoxin-like protein (Pst2) S. cerevisiae E. coli pETa (b) Pst2 Quinine, phenolic component, etc. Koch et al., 2017 Laccase (lacIIIb), Versatile (vpl2) peroxidase, Mn peroxidase, Lignin peroxidases	S. cerevisiae T. Versicolor P.eryngii, P.chryosporium	E. coli P. Chryosporium	pETa (b) Pst2 pPCLACIIIb, pPCLIPH8, pPCVPL2, pPCMNP1	Quinine, phenolic component, etc. Phenolic compounds, synthetic dye etc.	[32]
Tetrahydrofuran monooxygenase (ThmD) Polyphenol oxidase (MmPPOA	Pseudonocardia sp. Strain KT	E. coli	PVP55A.	Chlorinated solvents, tetrahydrofuran, Cyclic ethers 1,4-dioxane etc.	[33]
Laccase CueO	E. Coli K12	P. pastoris GS5115	pHBM905BD M	Synthetic dye decolorization such as malachite	[34]

				green, Congo red etc.	
Horseradish peroxidase (HRPC1A)	Horseradish plant	E. coli BL21	pET21d, pAES30, 31,33,39bp	Endocrine disruptive, chemicals, phenolic compounds etc.	[14]
Dye decolorizing peroxidase(DyP)	G.candidum Dec1	A. Oryzae RD005	PTAex3	Dye decolorization such as malachite green, Congo red etc.	[35]
Mn dependent peroxidase	P.incarnate KUC8836	S. Cerevisiae BY 4741	PGEM-T	Anthracene, phenols, dyes etc	[36]
Mn peroxidase (Mn P)	I. lacteus F17	E. coli	PET28a-imnp	Phenols, amine containing aromatic compounds, dye etc.	[37]

Enzyme engineering

The enzyme engineering comprises the alteration of basic structure of amino acids in order to expand the possessions such as temperature, pH, stress tolerance, activity etc [38]. The essential development or motivation behind a chemical is dictated by the grouping of amino acids and any change in the succession of amino acids impacts adjustment in the compound qualities. Of late, the protein designing additionally found high volume and specific bioremediation of ribonuclides and substantial metals [39]. For example, change of nitrobenzene into nitrite and catechol is catalyzed by nitrobenzene 1,2-

dioxygenase. At 293 position of amino corrosive buildup which is nearer to dynamic site was adjusted and oxidation rate upgraded upto 2.5 overlay against 2, 6dinitrotoluene has been watched [40]. The HRP synergist activity was improved sensitively by the official of Polyethyleneimine (PEI) transcendently on the outside of HRP by means of van der Waals and hydrophobic connection [41]. Because of the thick development of HRP and PEI the compound hydrophobicity in microenvironment of expanded encompassing with heme pocket. These kinds of confrimational change aggravate the proclivity of HRP towards phenol and H₂O₂. The reactant action of HRP expanded in high sub-atomic weight PEIs nearness because of increment in porphyrin ring non-planarity in the heme gathering [41].

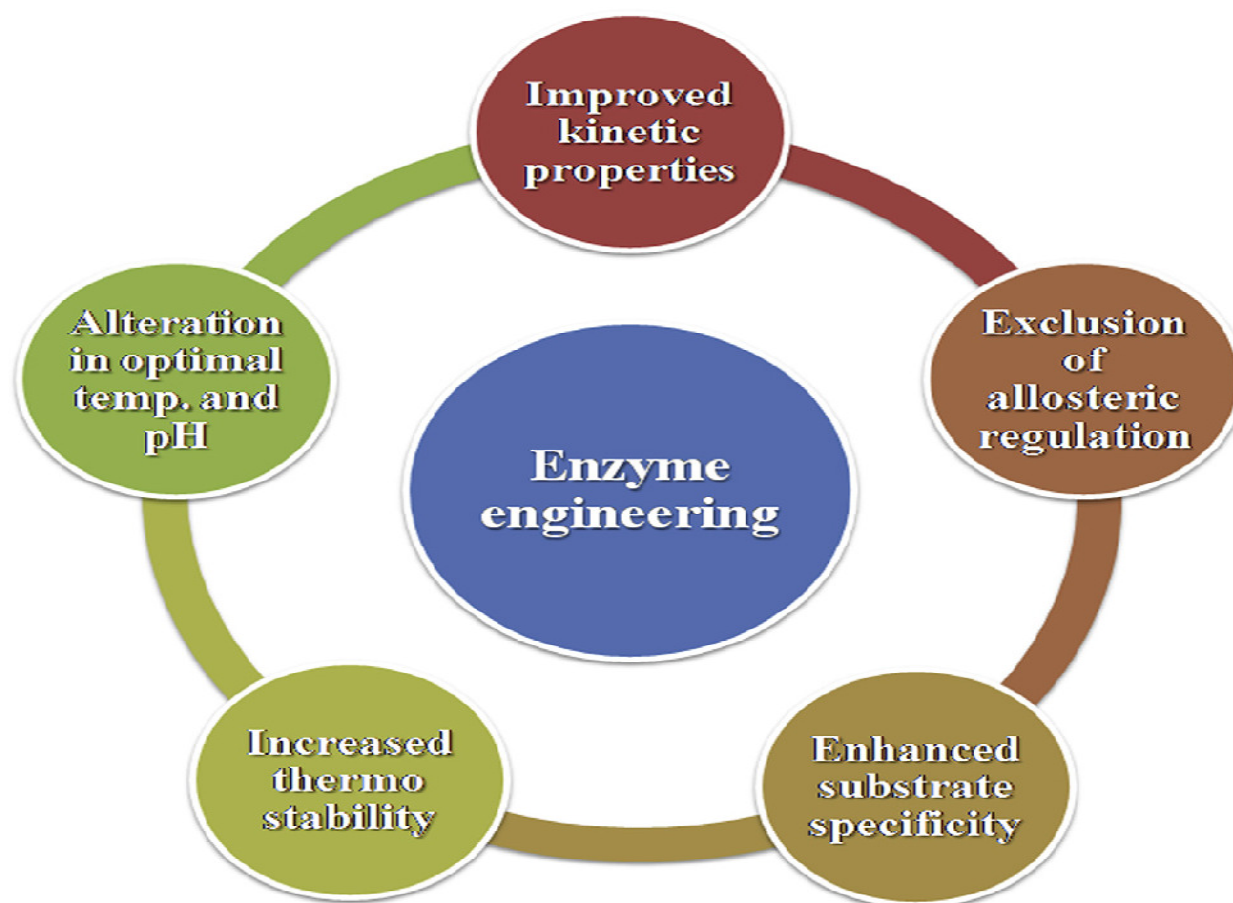


Figure3.1.Enzymes Engineering

Immobilized enzyme technology

The immobilization of catalyst is well-characterized as free or solvent strategy for chemical attachment to various sorts of backings for dropping their association and increment the steadiness and movement [2]. There are various techniques for immobilization of proteins, liking label restricting adsorption on

glass or alginate dabs or the framework which is covalently bound to silica gel (insoluble help). Immobilization must impact the catalyst property; it ought not to change the movement and approval of chemicals [30]. Strong help material in immobilization incredibly improves the synergist action of compounds. The activity of protein by immobilization has been protected for long timespan rather than other free chemicals [42]. Immobilized catalysts have capacity to recuperate and can be reused on different occasions. The immobilized chemicals appeared to be financially savvy because of their consistency and much of the time utilized in xenobiotic mixes hardship.

Laccase immobilization on glass dabs of basidiomycetes polyporus versicolor show 100 % results and 90 % of its action hold [43] Immobilized compounds show more prominent activity in broad scope of pH and temperature, additionally their warmth steadiness increments. Once in a while, in a cell free framework intracellular proteins have no impact. Along these lines, protein consistency ought to be expanded by immobilization There are various techniques utilized for catalyst limitation, for example, strong help adsorption strategies, covalenattachment to strong help, entanglement in polymeric gels, strong help epitome and bio-useful substances cross connecting [44]

Nanozymes

Enzyme impersonators based on nanoparticle are nano-enzymes they are also known as artificial enzymes of next generation having possessions of enzymes. They catalyze the substrate adaptation and follow same mechanism and kinetics like that of ordinary enzymes in the physiological conditions [45]. Nano-enzymes display much attention towards scientist due to the high constancy and low cost [46]. Detection of various biomolecules can be achieved by using nano-enzyme usually nano-enzymes does not have an active site, only some precise substrate could bind and chemical reaction take place [46]. There is a diversity of applications of nano-enzymes in bioremediation. These enzymes are used for deprivation and recognition of certain contaminants such as lignin, organic compounds and dye [47], etc

Catalase Applications

Bioremediation Technology

Bioremediation is a nature friendly process of biotechnology which is cost active and operated enzymes of microorganisms. Mostly bioremediation depend on the enzymatic attack of microorganisms on the contaminants to convert them into inoffensive products [48]

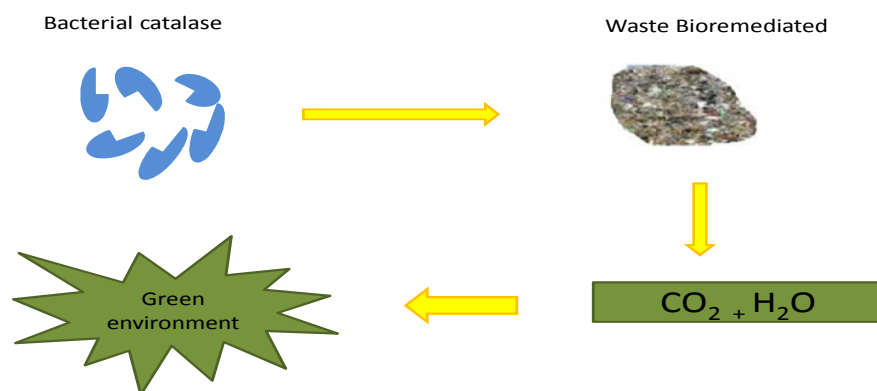


Figure3.2.Enzyme

immobilization technique

Hydrocarbon degradation as an indicator of Catalase

Oil in its pure form which is the mixture of several types of organic compounds which are mainly contaminated and cancer-causing. It is a combination of many hydrocarbons and elements like nitrogen, oxygen and sulphur; it pollutes the water and soil [49]. By defilement with raw petroleum the pH of soil increments to 8.0 and it diminishes the retention of phosphorus in soil. Consequently, this contamination destructively impact on soil physical properties and richness, alkalinize swamp soil and cause decay of its quality. Numerous chemicals, for example, microbial lipase, dehydrogenase and catalase have been utilized as a marker in hardship of hydrocarbons over the degree of bioremediation, where the protein exercises when the procedure of bioremediation could be utilized as a confinement of degree in the specific territory [7]. Hence, the examination means to screen the adjustments in soil catalase exercises during bioremediation of contaminated soil with raw petroleum.

As of late, extra examination concentrating with rhodococcus strain, the consequence of unrefined petroleum on the catalase action from this straining was reviewed persistently for 120 days [48]. The investigation set up that initially chemical activity was diminished and as the procedure of bioremediation proceeds to the final days, there was restore the activity of catalase strain presenting the achievement of *bioremediation* as now the catalase was accessible from this strain utilized for *bioremediation* of contaminated soil [49].

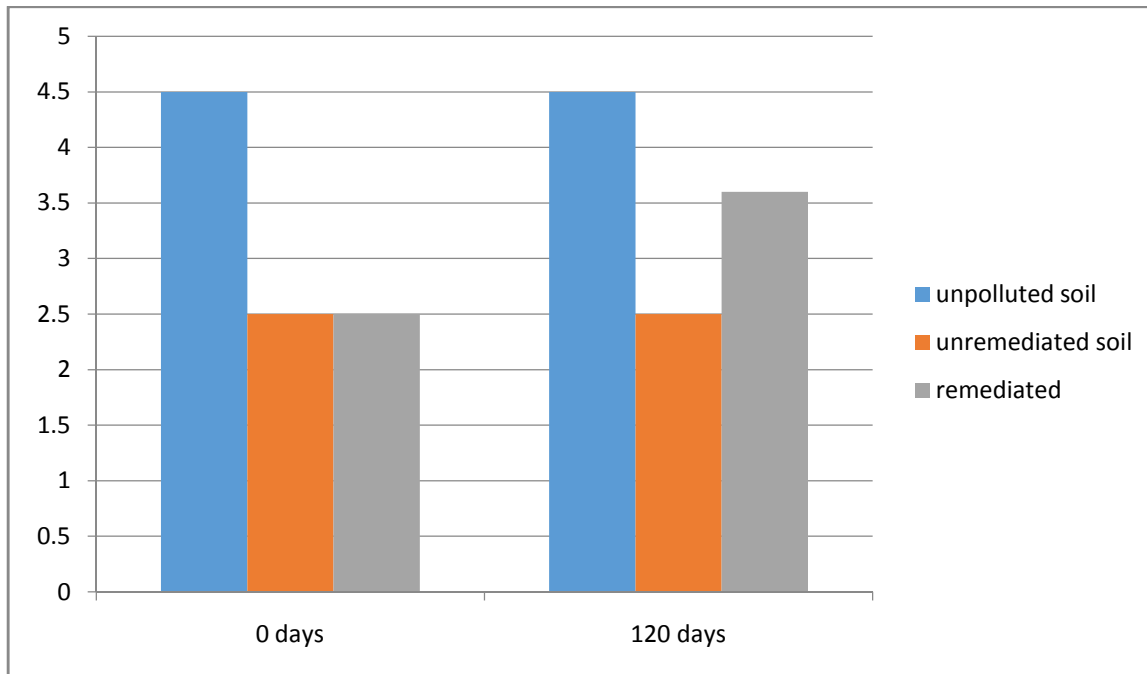


Figure 3.3. Graph showing change in catalase activity during *bioremediation*

The graph proved the changes in catalase action as the system of bioremediation proceeds from day zero where a reduction in the action of enzyme detected in polluted soil in difference to soil treated with *rhodococcus* straining giving the use of catalase for humiliating petroleum substrates because of polluted soil with crude oil.

Role of Catalase in aerobic bioremediation

The convenience of oxygen is the key inspection in aerobic bioremediation of wastes. In presence of proper nutrients and aerobic circumstances, microbes can alter organic pollutants to water, CO₂ and microbes cell mass. In *aerobic-bioremediation* oxygen is utilized as an electron acceptor. The H₂O₂ break into oxygen and water offer oxygen to aerobic microorganisms for organic wastes breakdown. Since catalase is an enzyme that is enthusiastically present in all anaerobic and aerobic microbes [50]. Catalase is an enzyme having highest revenue of all the enzymes having capability of decomposition over one million H₂O₂ molecules, per enzyme molecule.

Use of catalase in textile industry

The bleaching wastes of textile industries contain of a huge measure of H₂O₂. Catalase additionally utilized in material businesses for end of hydrogen peroxide. There are various strategies for bleaching operator hardship that permit reusing of waste during the time spent coloring [51]. By utilizing hydro sulphite and sodium bisulphate synthetic substances for hydrogen peroxide decline there might be an undesired increment in salt ingestion occurs. In this manner ,catalase is utilized for hydrogen peroxide hardship as it decline utilization of water and help in reuse of washing alcohol in shading. Catalase is among the best biocatalyst to the extent turn-over number, cost can likewise be diminished by immobilization of compound. Catalases have been controlled on various transporter materials like gelatin, polyacrylamide, alumina or carbon materials. Alumina is commonly utilized on account of more noteworthy steadiness at high temperatures and pH. In another investigation, catalase from three recently protected thermo alkophilic Bacillus sp. was immobilized on pellets of alumina enemy fading squanders treatment. The reuse of this treated squanders spare half generally water ingestion. A recently protected catalase peroxidase from Bacillus SF used in treating bleaching squanders from material businesses. The compound is enduring at temperature 50°C and pH 6-10. The immobilization of protein acknowledged out on alumina based transporter material with porous in bearer [52].

Catalase in food industry

We all know that enzyme industry is the consequence of fast expansion seen in the last 4 periods a special thanks to progression of modern biotechnology. The enzymes are employed for the manufacturing of fermented foods and in other processes of food manufacturing. All these events depend on microbes and their enzymes found in papaya fruit or calves 'rumen.

Cheese production by catalase

In cheese production catalase provide an essential role. *Hydrogen peroxide (H₂O₂)* is influential oxidizer and mortal to cells. It is used relatively than *pasteurization*, when making cheese for example, swiss so as to except the enzymes of usual milk that are valuable to final product i.e cheese and guaranteeing flavor advancement in cheese. These generous of enzymes would be disturbed by great heat of the pasteurization such as 140 °C. The use of hydrogen peroxide is valid for cold *pasteurization* and for cheese milk production is allowed by (FDA) food and drug administration.

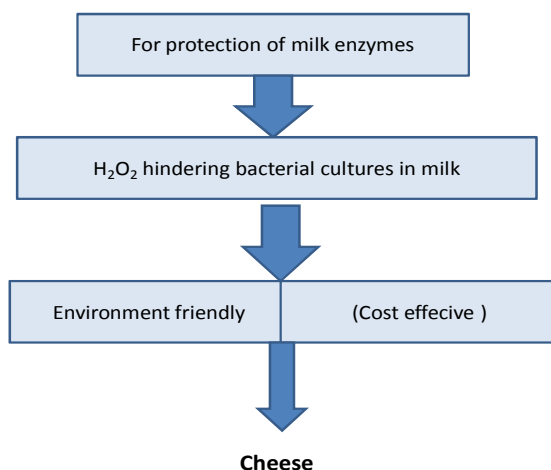


Figure 3.4. Catalase use in cheese production

Use of Enzymes solid wastes and soils

Purification of POPs also faces another hurdle due to contaminated soils extant. variousfreely enzymes are present but only some have protentional for their activities. Soil beneficial enzymes interrelate with its happening elements of precise natures that can improve compound characteristics and for the sub-par. A potential parasitic enzyme such as laccase has been studied due to its ability to absorb adsorb to soil iron and minerals of aluminum having significances of in over-all decrease of protein activities by dense chemical substrate attractions yet at acidic pH the synergist exercises improved. Thermo-stability empathy werelesser upon adsorption however showdown to proteo-lysis and enzymatic life expectancy have been improved. Hetero-geneouserections of natural squanders and even extra of various kinds of soils makes it anyway eccentric of what will befall the free catalysts under-dependablesituations. Once more, protein *immobilization* thought to research center investigations aimed at determination an answer for pragmatic application, and with soil mineral deposits as normal arrangements being tried as selection of transporters. Be that as it may, great spreading and poor or no recoveries of catalysts after utilize current challenges for bigger scale use. Maturation with living compound creating life forms is then an increasingly possible minimal effort substitute [53].

Some connected learning occurs with strong olive-plant junks that include numerous phytotoxic edifices of by and large phenolic character. Various white-decay parasites in axenic research facility societies have been presented to decrease the harmful phenolic mixes. Laccases, kinds of peroxidases and furthermore aromatic peroxygenases appear to have jobs in this. Treated sterilized natural waste material may thus be utilized in preparing soil. Parasitic use fomented olive-plant wastes to soil improved for nursery tests followed by bacterial spread at its quickly misrepresented microbial assortment, however to fewermark as identified with alterations of the natural materials. Variations in parasitic network assembly were additionally obvious and a few varieties in assortment yet simply after longer run. Activities of Enzymes (*b-glucosidase, urease*) inside soil were adversely overstated with un-treated material while *phosphatase, b-glucosidase, and urease* occasions was upgraded by contagious twisted waste, presumably because of the contribution of additional supplements helping microbial development [54]. Further investigation revealed that practical assorted variety and microbial utilitarian structures reduced by increment of a few and harmto different gatherings of microorganisms with specific metabolic capacities. Extra investigations like these are required to screen up what happens as far as microbial networks, biodiversity and usefulness in strategies with increases of contagious fomented squander materials to soils. Proteins growths still existing and dynamic in connected aggravated material may answer further with natural material inside soil. This can be of exact intrigue when the dirt includes any POPs. On research center scales, propitious outcomes were determined for frailty of for instance creosotePAHsbenzo (a) *pyrene and heptachlor and heptachlor epoxide* in endless supply of spent *mushroom substrates (SMS) from Pleurotus and Agaricus* developments. Move to genuine external situations may anyway be diverse through numerous variables, for example because of soil structures and designs, specific supplement availabilities, stickiness substance, air circulation and atmosphere conditions, real pHs, and hostility by officially occupant microorganisms.

CONCLUSION

From some last years an increase in number of human population and development of industrial scale has increased the pollutants in the natural environment to an alarming level. *Bioremediation* is the only effective approach that provide the biological solution against these increasing pollutants. *Bioremediation* uses enzymes in situ or ex situ strategies An changed scope in microorganisms to various regular bases has been studied in separation of proteins that contained the high capacity of biodegradation. Various

chemical groups have been described, for example, laccases and peroxidases that have both oxidation and reduction properties speaking to capacity of *bioremediation*. At first, chemical based bioremediation don't demonstrate exceptionally compelling to the motive that of extremely fewer measure of protein delivered through micro-organisms in regular circumstances. Be that as it may, propels in *recombinant-DNA* innovation, through giving ideal development circumstances to the microorganisms, chemicals creation can be improved essentially. Furthermore, the synergist movement, self-life, steadiness in stress states of catalysts could be supported up to momentous dimensions through compound designing and immobilizations systems. Alongside this, Immobilized chemicals can be utilized on different occasions, that can corrupt the poisons at advanced rates. *Bioremediation* by which nano-enzymes are likewise a uscapable way to deal with tidy up the earth at noteworthy dimensions because of their interesting properties. Nanozymes can distinguish and corrupt the toxins in the meantime. Nanozyme can follow up on the substrate which happens marginally, in this way increment the bioavailability.

References

1. Abdel-Hamid, A. M., Solbiati, J. O., & Cann, I. K. (2013). Insights into lignin degradation and its potential industrial applications. In *Advances in Applied Microbiology* (Vol. 82, pp. 1-28). Academic Press.
2. Ahmad, R., Sardar, M., (2015). Enzyme immobilization: an overview on nanoparticles as immobilization matrix. *Biochem. Anal. Biochem.* 4(2), 1.
3. Aislabie, J., Saul, D. J., & Foght, J. M. (2006). Bioremediation of hydrocarbon-contaminated polar soils. *Extremophiles*, 10(3), 171-179.
4. Cheng, T. C., DeFrank, J. J., & Rastogi, V. K. (1999). Alteromonas prolidase for organophosphorus G-agent decontamination. *Chemico-biological interactions*, 119, 455-462.
5. Alneyadi, A. H., & Ashraf, S. S. (2016). Differential enzymatic degradation of thiazole pollutants by two different peroxidases—A comparative study. *Chemical Engineering Journal*, 303, 529-538.
6. Annamalai, N., Rajeswari, M. V., & Balasubramanian, T. (2016). Thermostable and Alkaline Cellulases from Marine Sources. In *New and Future Developments in Microbial Biotechnology and Bioengineering* (pp. 91-98). Elsevier.
7. Karigar, C. S., & Rao, S. S. (2011). Role of microbial enzymes in the bioremediation of

pollutants: a review. *Enzyme research*, 2011.

8. Ghosh, A., Dastidar, M. G., &Sreekrishnan, T. R. (2017). Bioremediation of chromium complex dyes and treatment of sludge generated during the process. *International Biodeterioration & Biodegradation*, 119, 448-460.
9. Aislabie, J., Foght, J., & Saul, D. (2000). Aromatic hydrocarbon-degrading bacteria from soil near Scott Base, Antarctica. *Polar Biology*, 23(3), 183-188.
10. Cheung, K. H., & Gu, J. D. (2007). Mechanism of hexavalent chromium detoxification by microorganisms and bioremediation application potential: a review. *International Biodeterioration & Biodegradation*, 59(1), 8-15.
11. Gianfreda, L., &Bollag, J. M. (2002). *Isolated enzymes for the transformation and detoxification of organic pollutants* (pp. 495r-538). Marcel Dekker: New York.
12. Xu, F. (2005). Applications of oxidoreductases: recent progress. *Industrial Biotechnology*, 1(1), 38-50.
13. Pütter, J. (1974). Peroxidases. In *Methods of enzymatic analysis* (pp. 685-690). Academic Press.
14. Bansal, N., & Kanwar, S. S. (2013). Peroxidase (s) in environment protection. *The Scientific World Journal*, 2013.
15. Jaeger, K. E., & Eggert, T. (2002). Lipases for biotechnology. *Current opinion in biotechnology*, 13(4), 390-397.
16. Bhardwaj, V., Degrassi, G., & Bhardwaj, R. K. (2017). Bioconversion of Cellulosic Materials by the action of Microbial Cellulases. *International Research Journal of Engineering and Technology*, 4(8).
17. Heymann, E., &Mentlein, R. (1981). [45] Carboxylesterases-amidases. In *Methods in enzymology* (Vol. 77, pp. 333-344). Academic Press.
18. Bigley, A. N., &Raushel, F. M. (2013). Catalytic mechanisms for phosphotriesterases. *Biochimica et Biophysica Acta (BBA)-Proteins and Proteomics*, 1834(1), 443-453.
19. Janssen, D. B. (2004). Evolving haloalkane dehalogenases. *Current opinion in chemical biology*, 8(2), 150-159.
20. Wu, Y., Teng, Y., Li, Z., Liao, X., & Luo, Y. (2008). Potential role of polycyclic aromatic hydrocarbons (PAHs) oxidation by fungal laccase in the remediation of an aged contaminated soil. *Soil Biology and Biochemistry*, 40(3), 789-796.

21. Chakroun, H., Mechichi, T., Martinez, M. J., Dhouib, A., & Sayadi, S. (2010). Purification and characterization of a novel laccase from the ascomycete *Trichoderma atroviride*: application on bioremediation of phenolic compounds. *Process Biochemistry*, 45(4), 507-513.
22. Cornils, B. (1997). Fluorous biphasic systems—The new phase separation and immobilization technique. *Angewandte Chemie International Edition in English*, 36(19), 2057-2059.
23. Akhtar, S., & Husain, Q. (2006). Potential applications of immobilized bitter melon (*Momordica charantia*) peroxidase in the removal of phenols from polluted water. *Chemosphere*, 65(7), 1228-1235.
24. Young, R. A. (1999). *Is God a Vegetarian?: Christianity, Vegetarianism, and Animal Rights*. Open Court Publishing.
25. Jaeger, K. E., & Reetz, M. T. (1998). Microbial lipases form versatile tools for biotechnology. *Trends in biotechnology*, 16(9), 396-403.
26. Bhat, M. (2000). Cellulases and related enzymes in biotechnology. *Biotechnology advances*, 18(5), 355-383.
27. Satoh, T., & Hosokawa, M. (2006). Structure, function and regulation of carboxylesterases. *Chemico-biological interactions*, 162(3), 195-211.
28. Koudelakova, T., Bidmanova, S., Dvorak, P., Pavelka, A., Chaloupkova, R., Prokop, Z., & Damborsky, J. (2013). Haloalkane dehalogenases: biotechnological applications. *Biotechnology journal*, 8(1), 32-45.
29. Baweja, M., Nain, L., Kawarabayasi, Y., & Shukla, P. (2016). Current technological improvements in enzymes toward their biotechnological applications. *Frontiers in Microbiology*, 7, 965.
30. Wallenstein, M. D., & Weintraub, M. N. (2008). Emerging tools for measuring and modeling the in situ activity of soil extracellular enzymes. *Soil Biology and Biochemistry*, 40(9), 2098-2106.
31. Gupta, S. K., & Shukla, P. (2016). Advanced technologies for improved expression of recombinant proteins in bacteria: perspectives and applications. *Critical reviews in biotechnology*, 36(6), 1089-1098.
32. Cardona, F., Orozco, H., Friant, S., & Aranda, A. (2011). The *Saccharomyces cerevisiae* flavodoxin-like proteins Ycp4 and Rfs1 play a role in stress response and in the regulation of genes related to metabolism. *Archives of microbiology*, 193(7), 515.

33. Mihovilovic, M. D., Bianchi, D. A., & Rudroff, F. (2006). Accessing tetrahydrofuran-based natural products by microbial Baeyer–Villiger biooxidation. *Chemical communications*, (30), 3214-3216.
34. Li, X., Wei, Z., Zhang, M., Peng, X., Yu, G., Teng, M., & Gong, W. (2007). Crystal structures of *E. coli* laccase CueO at different copper concentrations. *Biochemical and biophysical research communications*, 354(1), 21-26.
35. Sugano, Y., Muramatsu, R., Ichiyanagi, A., Sato, T., & Shoda, M. (2007). DyP, a unique dye-decolorizing peroxidase, represents a novel heme peroxidase family ASP171 replaces the distal histidine of classical peroxidases. *Journal of Biological Chemistry*, 282(50), 36652-36658.
36. Glenn, J. K., & Gold, M. H. (1985). Purification and characterization of an extracellular Mn (II)-dependent peroxidase from the lignin-degrading basidiomycete, *Phanerochaete chrysosporium*. *Archives of biochemistry and biophysics*, 242(2), 329-341.
37. Whitwam, R., & Tien, M. (1996). Heterologous expression and reconstitution of fungal Mn peroxidase. *Archives of biochemistry and biophysics*, 333(2), 439-446.
38. Håkansson, K., Doherty, A. J., Shuman, S., & Wigley, D. B. (1997). X-ray crystallography reveals a large conformational change during guanyl transfer by mRNA capping enzymes. *Cell*, 89(4), 545-553.
39. Dhanya, M. S. (2014). Advances in microbial biodegradation of chlorpyrifos. *Journal of Environmental Research and Development*, 9(1), 232.
40. He, Z., & Spain, J. C. (1999). Comparison of the downstream pathways for degradation of nitrobenzene by *Pseudomonas pseudoalcaligenes* JS45 (2-aminophenol pathway) and by *Comamonas* sp. JS765 (catechol pathway). *Archives of microbiology*, 171(5), 309-316.
41. Huang, A., Wei, B., Mo, J., Wang, Y., & Ma, L. (2018). Conformation and activity alteration of horseradish peroxidase induced by the interaction with gene carrier polyethyleneimines. *Spectrochimica Acta Part A: Molecular and Biomolecular Spectroscopy*, 188, 90-98.
42. Jing, R., & Kjellerup, B. V. (2018). Biogeochemical cycling of metals impacting by microbial mobilization and immobilization. *Journal of Environmental Sciences*, 66, 146-154.
43. Bilal, M., Asgher, M., Parra-Saldivar, R., Hu, H., Wang, W., Zhang, X., & Iqbal, H. M. (2017). Immobilized ligninolytic enzymes: an innovative and environmental responsive technology to tackle dye-based industrial pollutants—a review. *Science of The Total Environment*, 576, 646-659.

44. Wang, F., Guo, C., Yang, L. R., & Liu, C. Z. (2010). Magnetic mesoporous silica nanoparticles: fabrication and their laccase immobilization performance. *Bioresource Technology*, *101*(23), 8931-8935.
45. Liu, B., & Liu, J. (2017). Surface modification of nanozymes. *Nano Research*, *10*(4), 1125-1148.
46. Zhuang, J., Tang, D., Lai, W., Xu, M., & Tang, D. (2015). Target-induced nano-enzyme reactor mediated hole-trapping for high-throughput immunoassay based on a split-type photoelectrochemical detection strategy. *Analytical chemistry*, *87*(18), 9473-9480.
47. Maheshwari, D. K., & Saraf, M. (2015). *Halophiles* (pp. 355-357). Switzerland: Springer International Publishing.
48. Pandey, B., & Fulekar, M. H. (2012). Bioremediation technology: A new horizon for environmental clean-up. *Biology and Medicine*, *4*(1), 51.
49. Liu, S., Yin, C., Cai, S., & Li, Z. (2002). Molecular structural vector description and retention index of polycyclic aromatic hydrocarbons. *Chemometrics and intelligent laboratory systems*, *61*(1-2), 3-15.
50. Kaushal, J., Mehandia, S., Singh, G., Raina, A., & Arya, S. K. (2018). Catalase enzyme: application in bioremediation and food industry. *Biocatalysis and agricultural biotechnology*, *16*, 192-199.
51. Doshi, R., & Shelke, V. (2001). Enzymes in textile industry-An environment-friendly approach.
52. Opwis, K., Knittel, D., & Schollmeyer, E. (2004). Immobilization of Catalase on Textile Carrier Materials. *AATCC review*, *4*(11).
53. Ten Have, R., & Teunissen, P. J. (2001). Oxidative mechanisms involved in lignin degradation by white-rot fungi. *Chemical reviews*, *101*(11), 3397-3414.
54. Hawwa, R., Aikens, J., Turner, R. J., Santarsiero, B. D., & Mesecar, A. D. (2009). Structural basis for thermostability revealed through the identification and characterization of a highly thermostable phosphotriesterase-like lactonase from *Geobacillus stearothermophilus*. *Archives of biochemistry and biophysics*, *488*(2), 109-120.